

Vooroefening

Vorübung Preliminary Exercise

uit / aus / from "Go for Guitar Basic! "

CD 8

Musical notation for CD 8 exercise in 4/4 time. The exercise consists of a single melodic line on a treble clef staff. It is divided into four measures, each containing four notes. The notes are: G4 (quarter), A4 (quarter), B4 (quarter), C5 (quarter). The second measure starts with a whole rest for the first beat, followed by G4, A4, B4, C5. The third measure starts with a whole rest for the first beat, followed by G4, A4, B4, C5. The fourth measure starts with a whole rest for the first beat, followed by G4, A4, B4, C5. Fingering numbers 1-4 are indicated below each note.

The First Blues

CD 9

Joep Wanders

Intro 2

Musical notation for CD 9 exercise in 4/4 time. It begins with an 'Intro' section consisting of two measures of whole rests. The main exercise consists of three measures of four notes each. The notes are: G4 (quarter), A4 (quarter), B4 (quarter), C5 (quarter). The second measure starts with a whole rest for the first beat, followed by G4, A4, B4, C5. The third measure starts with a whole rest for the first beat, followed by G4, A4, B4, C5. Fingering numbers 'i' and 'm' are indicated below the notes. Chord diagrams for E7 and A7 are shown below the notes.

Musical notation for CD 9 exercise in 4/4 time. It consists of three measures of four notes each. The notes are: G4 (quarter), A4 (quarter), B4 (quarter), C5 (quarter). The second measure starts with a whole rest for the first beat, followed by G4, A4, B4, C5. The third measure starts with a whole rest for the first beat, followed by G4, A4, B4, C5. Fingering numbers 'i' and 'm' are indicated below the notes. Chord diagrams for E7 and A7 are shown below the notes.

Musical notation for CD 9 exercise in 4/4 time. It consists of three measures of four notes each. The notes are: G4 (quarter), A4 (quarter), B4 (quarter), C5 (quarter). The second measure starts with a whole rest for the first beat, followed by G4, A4, B4, C5. The third measure starts with a whole rest for the first beat, followed by G4, A4, B4, C5. Fingering numbers 'i' and 'm' are indicated below the notes. Chord diagrams for E7, B7, A7, E7, and E7 are shown below the notes.

CD 10

Music Box e, b, g

Musical notation for CD 10 exercise in 4/4 time. The exercise consists of a single melodic line on a treble clef staff. It is divided into four measures, each containing a whole note. The notes are: G4, B4, G4, E4. The notation ends with a double bar line and repeat dots.

↓
Herhalen
 Wiederholen
 Repeat

Bossa Nova Break

uit / aus / from "Go for Guitar Basic!"

CD 31

Joep Wanders

Intro 4



Cmaj⁷

Fmaj⁷

Cmaj⁷



Bm^{7(b5)}

E⁷

Am⁷

Dm⁷

Fmaj⁷



G


Cmaj⁷

Fmaj⁷

Cmaj⁷

Bm^{7(b5)}

E⁷



Am⁷

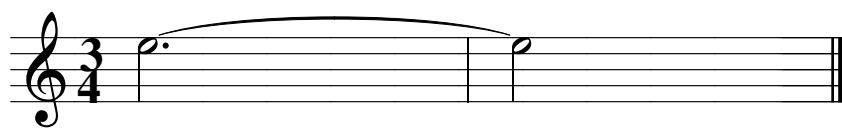
Dm⁷

F/G

Cmaj⁷

Overbinding

Tie



3

+

2


Jamaican Sailor

uit / aus / from "Go for Guitar Basic"

Traditional

CD 42

m i m i m i m i m i m i m i m i m i m i




Dm

Dm

C

C

m i m i m i m i m i m i m i m i m i



Dm

Dm

C

Dm

Old Macdonald

Traditional

CD 43

m i m i m i m i m i m i m i



C

F

C

D⁷

G

C

m i m i m i m i m i m i m i m i m i



C

F


C

D⁷

G

C

m i m i m i m i m i m i m i m i m i



C

m i m i m i m i m i m i m i m i



C

F

C

D⁷

G

C

Straight Eight Rock

uit/ aus / from "Go for Guitar Basic!"

Joep Wanders

CD 61

i m i m i m i m i m i m i m i m i m i m i

A⁵ C⁵ D⁵ A⁵ D⁵ E⁵

C⁵ G⁵ A⁵ F⁵ G⁵ C⁵ G⁵ A⁵ F⁵ G⁵

p p p p p p p p p p p p p p Simile

A⁵ G⁵ A⁵ D⁵ E⁵ A⁵ G⁵ A⁵ E⁵

A⁵ C⁵ D⁵ A⁵ D⁵ E⁵

A⁵ C⁵ D⁵ F⁵ E⁵ A⁵

Improvisatie

A Mineur Pentatonisch

Improvisation

A Moll Pentatönisch

Improvising

A Minor Pentatonic